

**EVERY HIGH SCHOOL.
EVERY STUDENT.**



We're believing for Student-Led Jesus Clubs to run in every
High School in the Nation.

**JESUS
CLUBS**

NEW ZEALAND

WHAT IS JESUS CLUBS?

Jesus Clubs NZ is a grassroots movement of **STUDENTS REACHING STUDENTS** in High Schools throughout New Zealand.



We are believing for **STUDENT-LED JESUS CLUBS** to run in every High School in New Zealand.

Jesus Clubs NZ is a ministry of **Catalyst Movement** and a proud partner of **The Send NZ**.

We hope this manual equips young people and youth pastors with the practical tools to start or further a Jesus Club that engages in Prayer, Bible and Outreach in their local High School.



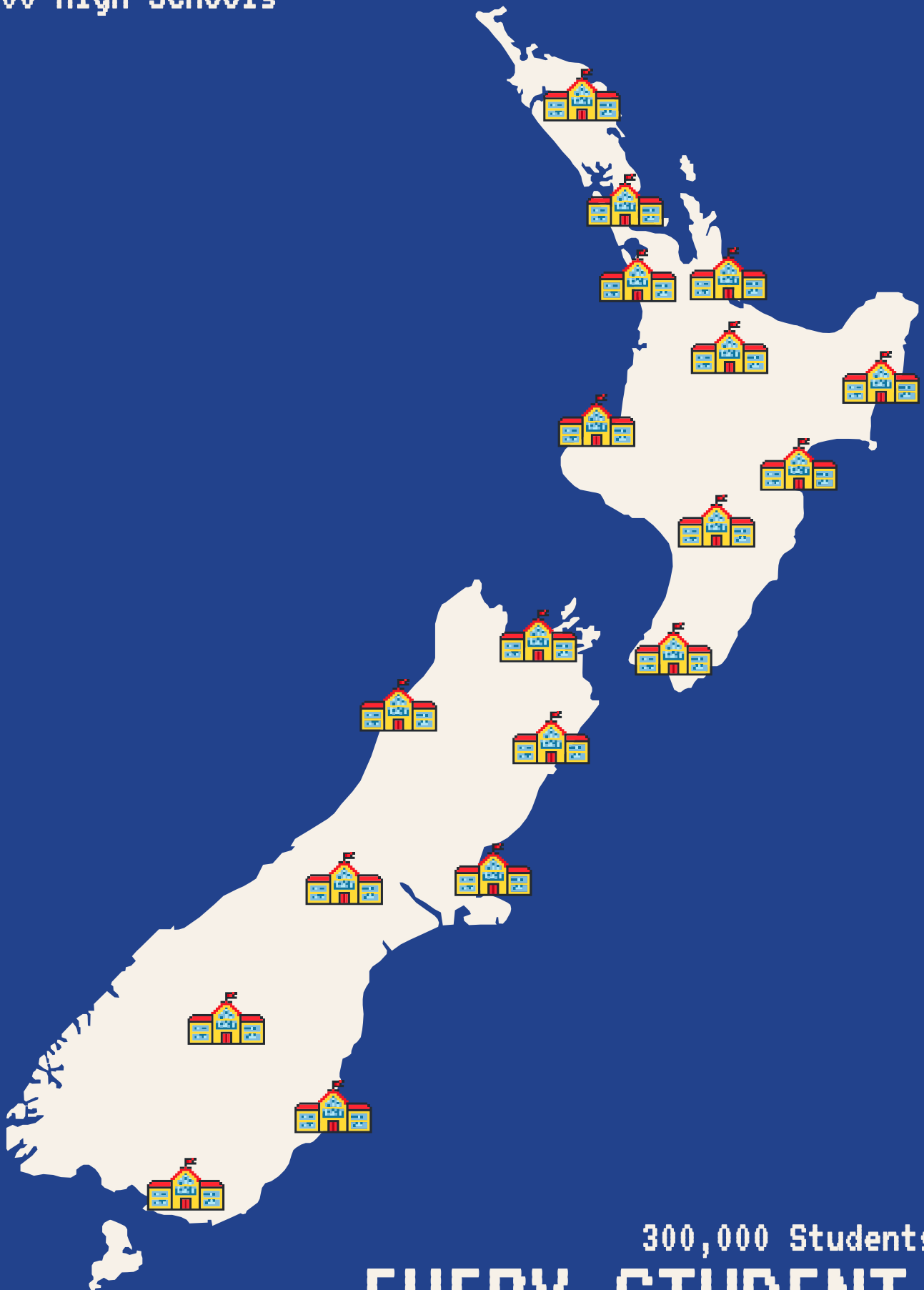
JesusClubsNZ



team@jesusclubs.nz

EVERY HIGH SCHOOL.

500 High Schools




300,000 Students

EVERY STUDENT.

STARTING A JESUS CLUB // STARTING

1



BUILD A TEAM:

Gather a few **committed students** who are keen to help lead your Jesus Club.

2

FIND A MENTOR:

Find a mentor who can support you and keep you accountable. **We would recommend a local Youth Pastor or Christian teacher in the school.**

3

GET APPROVAL:

Understand how the school handles student-led groups. **Work with your school administration** to get the approval that you need.

4

5

PICK A NAME:

Feel free to use '**Jesus Club**' or get creative with a unique name of your own.

DECIDE ON MEETING TIMES:

We recommend meeting on a **weekly basis** as well as an additional time to pray together for your school.



A JESUS CLUB // STARTING A JESUS CLUB

6

FIND A PLACE TO MEET:

We recommend **asking a Christian teacher who could be willing to offer their room.** Alternatively you could use a common space within your school.



7

SPREAD THE WORD:

Invite your friends, put up some posters, and **share about your Jesus Club** at any school events. Be intentional to spread the word on social media and feel free to tag **@JesusClubsNZ**.



NEED HELP?

If you're struggling to get your Jesus Club approved, try saying this:

"My friends and I would like a student-led school group where we can connect over our faith."

"Just like a sports or arts group, a faith group would give us a safe space to grow together."

Having a Christian teacher's support can be helpful, so try to involve one in the process.

If you need promo material, Jesus Clubs NZ are happy to help with some basic design templates.

STARTING A JESUS CLUB // STARTING A JESUS CLUB

An important part of Jesus Clubs is PRAYER. Things change when we pray! (2 Chr 7:14, Mark 11:24, James 5:16). Be intentional to pray together for your school every week.

We recommend finding a weekly prayer time outside of your regular Jesus Clubs meeting. You could pray together:

- *By the gate*
- *At the school flagpole*
- *Over a prayer breakfast*
- *In your regular meeting space or classroom at school*



There are many ways to pray! You might find it helpful to get creative and change up the way your group prays. Consider some of the following approaches and prayer points.

HOW TO PRAY?

- *Around-the-circle prayer*
- *Popcorn-style prayer*
- *Pray in pairs, or groups of three*
- *“All-in” style prayer*
- *Prayer walk around the school*

WHAT TO PRAY FOR?

- *Revival in your School*
- *Boldness to share Jesus*
- *Hearts open to the Gospel*
- *Freedom from Anxiety*
- *High Schools around NZ*

There is something special about praying in unity (Matthew 18:19). We will highlight regular prayer points on our @JesusClubsNZ Instagram for us to pray for together throughout New Zealand.

WHAT NEXT?



God promises to listen to the prayers of the righteous (**1 Peter 3:12**). As believers, this means He hears all our prayers. Sometimes answers come quickly and clearly, while other times the change is less noticeable. **Regardless, we trust that His timing is perfect and that He knows what's best.**

As God answers your prayers, share these testimonies with your Jesus Club and others around your school. **We recommend keeping a prayer journal so you can celebrate and give thanks as God answers your prayers over time.**



Rejoice always, pray without ceasing, give thanks in all circumstances; for this is the will of God in Christ Jesus for you.
1 Thessalonians 5:16-18

BIBLE



Each week as you meet with your Jesus Club we recommend studying the **BIBLE**. This is the best way to grow and connect with God together as a group. To do this, we recommend using the **Discover Bible Study** method — used by churches and groups around the world.

What is DBS?

Discovery Bible Study (DBS) helps us to discover **who God is, who we are, and how to share these truths with others**. Whether you're brand new to faith, or have been on the journey for a while, DBS is a fantastic way to read the Bible with your classmates!

Why DBS?

God speaks to us through the Bible! The DBS method is great because of its **short and simple structure** that anyone can lead. In fact... it might not be very long before some of your Jesus Club mates start running DBS discussions themselves!

You can run a DBS with your whole Jesus Club, or split everyone off into smaller groups (4-8 per group is ideal). We recommend that your Jesus Club does a short DBS every week.

DBS (DISCOVERY BIBLE STUDY)

- 1) **Select a Bible passage** (our suggested scriptures are on the next page)
- 2) **Pray** (for God to reveal Himself through the text).
- 3) **Read** (one person out loud, or have everyone take turns).
- 4) **Summarise** (have one group member sum up the passage from memory).
- 5) **Discuss** (four questions):

What does this scripture say about God?

What does this scripture say about me, and people in general?

How am I going to respond to what I'm reading?

Who am I going to tell?

- 6) **Thank God** (together for the revelation He has given).
- 7) **Accountability partner** (community helps us apply the Word!)



JESUS + THE CROSS

- **Jesus Talks With a Samaritan Woman**
John 4:1-26
- **Jesus Teaches Nicodemus**
John 3:1-21
- **Made Alive in Christ**
Ephesians 2:1-10
- **Pierced for our Transgressions**
Isaiah 53
- **Dead to Sin, Alive in Christ**
Romans 6:1-14
- **On the Road to Emmaus**
Luke 24:13-35
- **The Crucifixion of Jesus**
Luke 23:32-43
- **Founder and Perfecter of Our Faith**
Hebrews 12:1-3
- **The Fall**
Genesis 3:1-13




LIVING SET APART

- **Salt and Light**
Matthew 5:13-16
- **The Fellowship of the Believers**
Acts 2:42-47
- **Instructions for Christian Living**
Ephesians 4
- **The Day of the Lord**
2 Peter 3
- **Thanksgiving and Prayer**
Ephesians 1:15-23
- **Pursuing Jesus in a Broken World**
2 Timothy 3
- **Practical Instruction**
Philippians 4:4-23
- **Encouragement**
Colossians 1:3-14
- **A Living Sacrifice**
Romans 12
- **Practical Instruction**
1 Thessalonians 5:8-28



WHEN LIFE GETS TOUGH

- **Do Not Worry**
Luke 12:22-34
- **Present Suffering and Future Glory**
Romans 8:18-30
- **The Lord is my Shepherd**
Psalm 23
- **Life Through the Spirit**
Romans 8:1-17 NIV
- **More Than Conquerors**
Romans 8:31-39
- **Count it all Joy**
James 1:2-17
- **Jesus is Tested in the Wilderness**
Matthew 4:1-11
- **Be Strong and Courageous**
Joshua 1:5-9



IDENTITY

- **The Good Shepherd and His Sheep**
John 10:1-18
- **Fearfully and Wonderfully Made**
Psalm 139
- **The Vine and the Branches**
John 15
- **The Parable of the Lost Son**
Luke 15:11-32
- **Praise for Spiritual Blessings in Christ**
Ephesians 1:3-14

- **Citizenship in Heaven**
Philippians 3:12 - 4:1
- **Put on the New Self**
Colossians 3:1-17
- **Preeminence of Christ**
Colossians 1:15-23
- **Adam & Eve**
Genesis 2:4-24




PARTNERING WITH GOD

- **Gideon**
Judges 6:11-24
- **Apostle Paul**
Acts 22:3-17
- **King David**
Samuel 16:1-13
- **The Disciples**
Luke 5:2-11 and Acts 4:13



- **Jeremiah**
Jeremiah 1:4-10
- **Moses**
Exodus 3:1-12
- **Esther**
Esther 4:11-5:6



SHARING YOUR FAITH

- **The Workers are Few**
Matthew 9:35-38
- **The Great Commission**
Mark 16:14-20, Matthew 28:18-20
- **Sharing in Love**
1 Corinthians 13
- **Preach the Word**
2 Timothy 4:1-8

- **Doers of the Word**
James 1:19-27
- **The Seventy-Two**
Luke 9:57-10:2, 10:16-17
- **Conversion of Saul**
Acts 9:1-22
- **Paul and Barnabas**
Acts 13:42-52



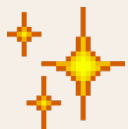
OUTREACH

Jesus in His Great Commandments calls us to **LOVE OTHERS** as ourselves (Mat 22:39, Mark 12:31, Luke 10:27, Lev 19:18) and in His Great Commission, calls us to **SHARE THE GOSPEL** and **MAKE DISCIPLES** (Mat 28:19-20, Mark 16:15).

This Command and Commission isn't for a select few, but for each one of us to actively live out in our daily lives. As Christians in our High Schools, we are each called to be **Salt and Light**, and the '**Hands and Feet**' of Jesus; reflecting Him to those around us (Mat 25:35-40, 2 Cor 5:20, Eph 5:1-2).

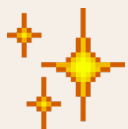


To put this into practice it's important your group spends time planning and doing outreach together. We recommend being intentional with **PERSONAL OUTREACH** every day and **ORGANISED OUTREACH** at least once per term.




PERSONAL OUTREACH (Every Day)

- Be intentional to **love and serve** your classmates and teachers.
- Be honest about your faith with your friends. **Share your testimony**, and about what God is doing at Church or Youth Group each week. **Don't be ashamed!**
- Live set apart; following the truths of the Bible and **reflecting Jesus to your classmates.**
- **Invite your friends to your Jesus Club** and Youth Group / Church Services.



ORGANISED OUTREACH IDEAS (Every Term)

- **Lunchtime Evangelism //**
Share Jesus around your school and ask people what they think about God.
- **Random act of kindness //**
Do something that blesses the school or staff members, and leaves them feeling loved and served.
- **Host a fun social event //**
eg. a Christian party, pizza lunch, sports competition, before-school breakfast, or school quiz.
- **Set up a stand at school //**
Share about Jesus, give out food and ask to pray for people. Make sure to get approval from your school on this one.
- **Host a school outreach event //**
Host an event to share the Gospel with students, either during lunch or after school. This could include worship music and a guest speaker.



How can they call on the one they have not believed in? And how can they believe in the one of whom they have not heard? And how can they hear without someone preaching to them? Romans 10:14

Sharing Jesus is a lifestyle. Look for opportunities to share your **Testimony** and the **Simple Gospel** with other students, and invite them to your Jesus Club.

TESTIMONY



Testimonies are a powerful way to share with others what Jesus has done in our lives. They're personal, relatable, and no one can dispute our personal experiences (John 4:39, Luke 8:39).

Here's a simple way to share your testimony:



Before: Share where you were in life before Jesus.

During: Describe how you encountered Jesus and what changed in your heart.

After: Explain how following Jesus has transformed you and how your life is different now.

Keep it simple, focus on what Jesus has done, and be ready to share your testimony when the opportunities arise!

SIMPLE GOSPEL



The Gospel is good news! Sharing the Gospel is the most powerful way to change lives. This simple, biblical overview will help you clearly communicate the message of Jesus to your friends at school.

1. Creation: God created the heavens, the earth, and mankind in His image (Genesis 1:1, 1:26). We were made for relationship with Him.

2. Sin: Through our turning away from God, sin entered the world and separated us from Him (Romans 3:23, 5:12). We cannot earn our way back through good works.

3. Jesus: God sent His Son Jesus to die for our sins (Romans 5:8, John 3:16). Through His grace, we are saved and His sacrifice restores our relationship with God (Ephesians 2:8-9).

4. Our Response: We must believe in Jesus, repent of our sins, and follow Him (Romans 10:9-10, 1 John 1:9).

5. Our Reward: In Jesus we receive new life, access to God, and the Holy Spirit (Romans 5:1-2). Our reward is eternal life with God in heaven (Romans 6:23).

Always be prepared to give an answer to everyone who asks you to give the reason for the hope that you have. 1 Peter 3:15

LEADERSHIP TIP

It's important for you as a leader to be all in. This means you're someone who is willing to: lead with a team, communicate clearly, lean into your mentor - and most importantly, Jesus!

How do I communicate with our Jesus Club?

Good communication helps to bring clarity and shared vision.



Messaging:

Have a group chat for people who come to your Jesus Club. **It's also good to have a separate group chat for your leaders and mentor.**


Keep your communication clear and share practicals like times and places **well in advance**. Use the chat to celebrate all that Jesus is doing in your High School!

Social Media:

Another option for your group is to **start an Instagram page for your Jesus Club**. This can be used as a communication tool for your students, and also as a way to let others know what God is doing in your High School.



Follow @JesusClubsNZ



What if my group is really quiet?

As time goes on, **the group should naturally become more comfortable** in discussion together. **Consider some ice-breaker games to help with this.**

Some students might attend your Jesus Club simply **to listen**, and be a part of the **community**. That's okay! **As a leader, consider being intentional to get to know them.** Ask them about their week, their favourite subjects, hobbies, or Bible verse.

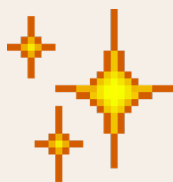
What if my group gets distracted easily?

Distraction can be expected! Have an open **discussion with your group** about what they want to get out of your Jesus Club each term.

As a group we recommend that you **write down some group vision & core values**. Check-in with your group and co-leaders regularly to see what's working, and what could change.



Is there anything else we can do with our Jesus Club?



Share your **testimonies** with each other

Take turns **sharing short messages**

Worship together

Have **group discussions** using topical questions

Invite your mentor or guest speakers in to share (get permission from school)

What if I need more support?

Ask for help and invite others to lead with you. **We recommend developing a leadership team for your Jesus Club.** If someone is struggling to do their part, have a discussion early on. Open communication is key!

Ask your Jesus Club's mentor to help with your hard questions, for new ideas and **for wisdom on discipling new believers in the group.**

Who will carry on my school's Jesus Club after me?

Be intentional with Year 12's and junior students. If possible, invite them into your leadership team, so it's not made up of only Year 13's. **Encourage them with opportunities to lead and share.**

Caring for yourself as a leader!

We hope this manual and your mentor help you to feel supported to run your Jesus Club with confidence. **The Holy Spirit is your helper! Pray to Jesus, and invite Him to empower you as you lead.** As a leader, you can be praying for your Jesus Club and those who attend. You've got this!


We understand that leading a group can be difficult, however Jesus will move through your obedience - your youth pastors and our Jesus Clubs team are here to help.

FURTHER RESOURCES

Alpha Youth Series // You could run this at lunchtimes in a school term.

The Bible App // Connect and complete reading plans as a group.

Bible Project // Utilise their resources for deeper study of the bible.



PREPARED

WHAT'S NEXT?

It's time to put what you've learned into action!



You can use this space to brainstorm and write down some of the practical steps you want to take.

What High School do you attend?



Who could you invite to be on your leadership team?

Who could you invite to be your mentor/s?

When and where could you meet for weekly prayer?



When and where could you meet for your Jesus Club?

What would you like a Jesus Club meeting to look like?



What do you want to see change in your High School?



What culture do you want to carry as a Jesus Club?

How will you reach your High School? (Outreach Ideas)



You've completed this manual! We hope you feel equipped to lead a Jesus Club that effectively engages in Prayer, Bible and Outreach. We're excited to see how God will move in your High School and through other Jesus Clubs across New Zealand!

Jesus Clubs is a grassroots movement
of students reaching students in
High Schools throughout New Zealand.

